




4 Break Time

Nova podstawa programowa
Mój dzień,
moje zabawy
Moja szkoła

Lesson 1 Vocabulary

1 2.38 Listen, look and repeat.

2 2.39 Listen, point and say *Tiger's word* chant.



3 Play *Tiger's numbers*. Cover and say.



board game



hide and seek



football



basketball



cards



tag



hopscotch



computer game

Lesson 2 Story

1 2.40 Listen to the story. Say *Stop!*

2 2.40 Answer the questions. Play *Who says?*





Tiger Values



Don't cheat
when you play
games.



3 Make the mini-cards. ✂

Lesson 3 Story activities


1 2.41 Listen and say the missing words.

2 2.42 Listen and point to the games.


Sing *I want to play* and write in your notebook.

Example: 1. board game

hopscotch football computer game tag cards
hide and seek basketball board game



3 2.45 Listen, find and point. Say.




I want to play
basketball.

I want to play a ...

I want to play ...

Lesson 4 Speaking

1  2.46 Listen, look and say. 



2 Make the hopscotch board.   

Do the role play. 



Do you want to play
a board game?

No, thanks. I want to
play a computer game.



3 Play Detective. 

Pronunciation: It's great to paint and play games at break time.

Communication: Do you want to play (a board game)?, I want to play (a computer game)., Good idea!, No, thanks.



School rules

Lesson 5 CLIL

1 3.1 Listen, point and repeat. Play *Word or number?*



classroom

gym


corridor

library

canteen


playground

2 3.2 Listen and point. Answer the questions.



3 Make your fingers into Ping and Pong. Act out the story.

Language: **places and rules in school:** classroom, gym, corridor, library, canteen, playground



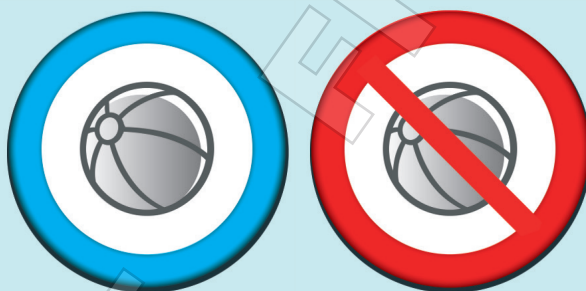
Lesson 6 CLIL



1 3.3 Listen, find and point. Repeat.

Play *Stand up if it's true*.

2 3.4 Listen and show Yes or No. Sing *In the classroom*.



3 Play *Mime* and guess the rule.



Personalisation: You can / can't (play ball games) in the (classroom).

Lesson 7 Unit review

1 3.7 Listen, find and point.

Copy and complete the sentences in your notebook.


Example: a. I want to play basketball.

a




I want to play ...

b




I want to play ...

c



I want to play a ...

d




I want to play ...

e



I want to play a ...

f




I want to play ...

g



I want to play ...

h



I want to play ...

2 Cover and say.

Example: a I want to play basketball.

3 Write in your notebook. Point and say.



Example: 1. canteen

You can't play ball games in the canteen.

playground corridor gym canteen library classroom

1



2



3



4



5




6



4 3.8 Listen, point and repeat.

Ask and answer.

Classroom language



Do you want to sing a song?





→ Go to the Picture Dictionary on page 83.

Kids' Culture 4

- 1  3.9 Listen and play a traditional game *Rock, paper, scissors*. 



- 2  3.10 Listen, find and point. 





computer game





leapfrog



cards

- 3 Draw and write in your notebook.     



- 4 Can you do this in English? Read and show Yes or No.  

Self-evaluation

1	Umiem nazwać gry i zabawy.	6	Potrafię nazwać miejsca w szkole.
2	Rozumiem, co wydarzyło się w historyjce o grze w karty.	7	Umiem odegrać rolę Ping lub Ponga z historyjki w lekcji 5.
3	Umiem wyrazić chęć do zabawy.	8	Potrafię wymienić zasady zachowania się w różnych miejscach w szkole.
4	Potrafię zaprosić kogoś do zabawy i odpowiedzieć na takie zaproszenie.	9	Umiem napisać, w co chcę się bawić.
5	Umiem zaśpiewać piosenki: <i>I want to play, In the classroom.</i>	10	Znam gry, w które grają dzieci w szkole w Wielkiej Brytanii.






Tiger Review 2



1 Play *Tiger says*.

2 3.11 Listen, find and point.

3 Cover with the **red** and **blue** ruler.



4 Draw in your notebook and play *Guess my word!*



5 2.20 2.28 Sing a song from Unit 3.



6 3.12 Listen, read and match with your fingers. Say.



1 I want to play football.

2 My favourite season is winter.

3 You can't play ball games in the classroom.

4 Tiger, you're wearing my coat!

a

b

c

d

7 2.42 3.4 Sing a song from Unit 4.

8 Think and draw in your notebook.



5 What's the matter?

Lesson 1 Vocabulary

1 3.17 Listen, look and repeat.

2 3.18 Listen, point and say **Tiger's word** chant.



3 Play **Tiger's numbers**. Cover and say.



toothache



headache



cough



cut



earache



cold



tummy ache




sore throat

Lesson 2 Story

1 3.19 Listen to the story. Point and mime.

2 3.19 Answer the questions. Play *Who says?*





Tiger Values



Don't be scared
of the doctor.



Lesson 3 Story activities


1 3.20 Listen and say the missing words.

2 3.21 Listen, point and mime.

Sing *I'm feeling ill* and write in your notebook.

Example: 1. cough

toothache sore throat cut headache cold
cough tummy ache earache




3 3.24 Listen, find and point. Say.



I'm feeling ill.
I've got earache.



I'm feeling ill.
I've got a ...



I'm feeling ill.
I've got ...


Lesson 4 Speaking

1  3.25 Listen, look and say. 



2 Make the doctor's bag.    

Do the role play. 



3 Play Stethoscope. 



Pronunciation: Rob is feeling hot and he's got a cough.

Communication: I'm feeling ill., What's the matter?, Have you got (a cut)?, Yes, I have. / No, I haven't., I've got (a cold).

Keep healthy

Lesson 5 CLIL

1 3.26 Listen, point and repeat. Mime and say.



drink water

wash


do exercise

eat well

play

sleep well

2 3.27 Listen and point. Answer the questions.



3 Make your fingers into Ping and Pong. Act out the story.

Lesson 6 CLIL



1 3.28 Listen, find and point. Repeat.

Play *Stand up if it's true.*

2 3.29 Listen and point. Sing *Keep healthy.*




3 Play *Mime and ask.*



Personalisation: *I (do exercise) every day., Do you (sleep well) every day?, Yes, I do. / No, I don't.*

Lesson 7 Unit review

1  3.32 Listen, find and point. 

Copy and complete the sentences in your notebook. 

Example: a. I've got a cold.



I've got a ...



I've got a ...




I've got a ...



I've got ...




I've got a ...




I've got a ...



I've got ...



I've got ...

2 Cover and say. 

Example: a I've got a cold.



3 Write in your notebook. Point and say.   

Example: 1. *sleep well*

I sleep well every day.



4  3.33 Listen, point and repeat.  
Ask and answer. 

**Classroom
language**



What's the
matter?



➔ Go to the Picture Dictionary on page 84.



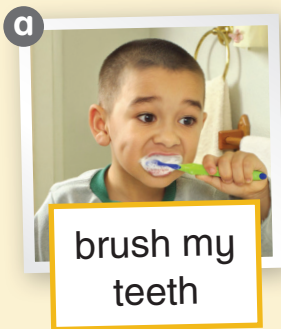


Kids' Culture 5

1 3.34 Listen to the joke. Act it out.



2 3.35 Listen, find and point.



3 Draw and write in your notebook.



4 Can you do this in English? Read and show Yes or No.

Self-evaluation	
1	Umiem nazwać problemy zdrowotne.
2	Rozumiem, co wydarzyło się w historyjce o wizycie u lekarza.
3	Potrafię zapytać o samopoczucie i dolegliwości.
4	Potrafię powiedzieć, co komuś lub mnie dolega.
5	Umiem zaśpiewać piosenki: <i>I'm feeling ill, Keep Healthy.</i>
6	Umiem nazwać zdrowe nawyki.
7	Umiem odegrać rolę Ping lub Ponga z historyjki w lekcji 5.
8	Rozumiem rady dotyczące zdrowego trybu życia.
9	Umiem napisać, co mi dolega.
10	Potrafię napisać nazwy zdrowych nawyków.



6

On Holiday

Nova podstawa programowa
Mój czas wolny i wakacje

Lesson 1 Vocabulary

1 3.38 Listen, look and repeat.

2 3.39 Listen, point and say *Tiger's word* chant.



3 Play *Tiger's numbers*. Cover and say.



beach



water park



zoo



funfair



aquarium



park



ice rink



swimming pool





Lesson 2 Story

1 3.40 Listen to the story. Say *Stop!*

2 3.40 Answer the questions. Play *Who says?*

1



2



3



4





5

It says 'funfair'.

OK. Let's go to the funfair.

6

This is the funfair.

I want to see lions and tigers at the zoo.

7

Look, Tiger. There's a lion.

And there's a tiger.

8

I like the funfair. It's fun.

Tiger Values

Make decisions together with your friends.

3 Make the mini-cards. ✂

Lesson 3 Story activities

1 3.41 Listen and say the missing words.

2 3.42 Listen and go to the places.

Sing *In this town* and write in your notebook.

Example: 1. zoo


water park funfair ice rink park swimming pool
aquarium zoo beach



3 3.45 Listen, find and point. Say.



In our town,
there's a park
and a zoo.



In our town,
there's a ...








In our town,
there's an ...
and an ...



Lesson 4 Speaking

1  3.46 Listen, look and say. 



2 Make the map.    
Do the role play. 



3 Play In your town. 


Pronunciation: There's a bear with pink hair at the funfair.
Communication: Is there (a park)?, Yes, there is. / No, there isn't., There's (a funfair).



Road safety

Lesson 5 CLIL

1 4.1 Listen, point and repeat. Close the book and say.



stop

stand on the
pavement


look left

look right

listen

cross
the road

2 4.2 Listen and point. Answer the questions.



3 Make your fingers into Ping and Pong. Act out the story.



Language: **road safety**: stop, stand on the pavement, look left, look right, listen, cross the road

Lesson 6 CLIL



1 4.3 Listen, find and point. Mime and repeat.

Play *Stand up if it's true*.

2 4.4 Listen, point and mime. Sing *The road safety*.



3 Talk about the signs. Play *The road safety rules*.



Personalisation: Don't (stand in the road), stop, stand on the pavement, look left, look right, listen, cross the road

Lesson 7 Unit review

1 4.7 Listen, find and point.

Copy and complete the sentences in your notebook.


Example: a. Look! There's an aquarium.

a



Look! There's an ...

b



Look! There's a ...

c



Look! ... a ...

d




Look! ... an ...

e



Look! ... a ...

f



Look! ... a ...

g



Look! ... a ...

h



Look! ... a ...

2 Cover and say.

Example: a Look! There's an aquarium.

3 Write in your notebook. Point and say.   

Example: 1. stop

Stop!



4  4.8 Listen, point and repeat.  

Ask and answer. 

**Classroom
language**



There's a pencil in
the cupboard.



➔ Go to the Picture Dictionary on page 85.



Kids' Culture 6

1 4.9 Listen and say a traditional rhyme *A sailor goes to sea*.

Act it out.



A sailor goes to sea, sea, sea ...

2 4.11 Listen, find and point.



3 Draw and write in your notebook.



4 Can you do this in English? Read and show Yes or No.

Self-evaluation

1	Umiem nazwać miejsca odwiedzane na wakacjach.	6	Umiem nazwać zasady bezpiecznego przechodzenia przez jezdnię.
2	Rozumiem, co wydarzyło się w historyjce o wesołym miasteczku.	7	Umiem odegrać rolę Ping lub Ponga z historyjki w lekcji 5.
3	Potrafię wymienić miejsca znajdujące się w mieście.	8	Rozpoznaję zasady dotyczące przechodzenia przez jezdnię.
4	Potrafię zapytać o atrakcje w mieście i odpowiedzieć na pytanie o nie.	9	Umiem napisać nazwy miejsc wakacyjnych i zasad bezpieczeństwa na jezdni.
5	Umiem zaśpiewać piosenki: <i>In this town</i> , <i>The road safety</i> i znam wierszyk <i>A sailor goes to sea</i> .	10	Potrafię nazwać miejsca chętnie odwiedzane przez dzieci z Wielkiej Brytanii.



Tiger Review 3



1 Play *Tiger says*.

2 4.12 Listen, find and point.

3 Cover with the **red** and **blue** ruler.

a



b




c



d



e



f



g



h



i



4 Draw in your notebook and play *Guess my word!*



5 3.21 3.29 Sing a song from Unit 5.



6  4.13 Listen, read and match with your fingers. Say.  



1 I drink water every day, Ping. Look! I eat well, too.

2 Stop, Pong! Don't cross the road.

3 Look! There's a swimming pool.

4 I've got a sore throat.

a 

b 

c 

d 

7  3.42  4.4 Sing a song from Unit 6. 

8 Think and draw in your notebook.

